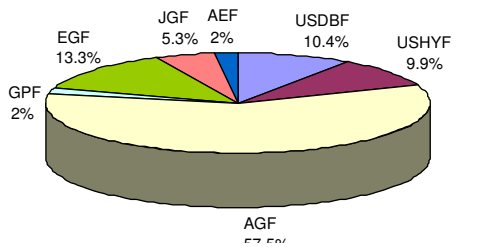


Investment Objective

- **SRP Aggressive Portfolio** is a unitized fund, which is designed to provide long-term capital growth. It is designed for those who hold long-term investment view and who are prepared to accept significant fluctuations in the value of their investments in order to achieve long-term returns. It intended that the investments will be made on a diversified basis. Around 80 percent of its underlying investment portfolio will consist of equities and equity-related investments, with the remainder of the assets being directly or indirectly invested in bonds, deposits and other investments.
- **SRP Growth Portfolio** is a unitized fund, which is designed to provide medium to long-term capital growth for those who hold a long-term investment view and who are prepared to accept considerable fluctuations in the value of their investments in order to achieve long-term returns. It intended that the investments will be made on a diversified basis. Around 60 percent of its underlying investment portfolio will consist of equities and equity-related investments, with the remainder of the assets being directly or indirectly invested in bonds, deposits and other investments.
- **SRP Balanced Portfolio** is a unitized fund, which is designed to provide medium to long-term capital growth for those who hold a long-term investment view and who are prepared to accept fluctuations in the value of their investments in order to achieve long-term returns. It intended that the investments will be made on a diversified basis. Around 40 percent of its underlying investment portfolio will consist of equities and equity-related investments, with the remainder of the assets being directly or indirectly invested in bonds, deposits and other investments.

Launch Date	: 28 May 2007	Dealing	: Daily
Launch Price	: US\$1.00	Price published in	: The Straits Times, Business Times, LianHe ZaoBao, www.manulife.com.sg, teletext
Management Fee	: SRP Aggressive Portfolio 1.95% p.a. SRP Growth Portfolio 1.65% p.a. SRP Balanced Portfolio 1.55% p.a.	Initial Subscription	: US\$30,000 per policy, US\$10,000 per fund (age 30-45) US\$50,000 per policy, US\$10,000 per fund (age 46-75)
Payment Mode	: Bank Draft (USD) / Cheque (USD & SGD) / TT	Subsequent Subscription	: US\$10,000 per policy, US\$5,000 per fund



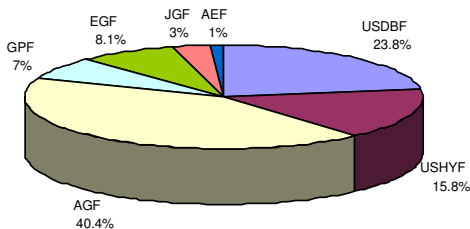
SRP Aggressive Portfolio Cash

Bid/Offer Price : US\$0.7389 / U\$0.7389 as at 30 September 2011

Net Asset Value : US\$42,899,527.81

Benchmark (US\$): 20% Barclays Capital U.S. Aggregate Bond Index + 80% S&P 500 Index

Performance	1 mth	3 mth	6 mth	1 yr	3 yr	Since Inception
SRP Aggressive	-7.28	-15.59	-16.59	-5.06	0.64	-6.74
Benchmark	-5.60	-10.87	-10.74	0.52	1.10	-3.86



SRP Growth Portfolio Cash

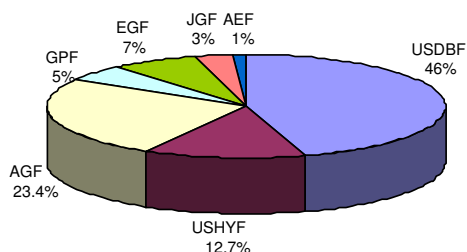
Bid/Offer Price : US\$0.8502 / US\$0.8502 as at 30 September 2011

Net Asset Value : US\$23,457,362.47

Benchmark (US\$): 40% Barclays Capital U.S. Aggregate Bond Index + 60% S&P 500 Index

Performance	1 mth	3 mth	6 mth	1 yr	3 yr	Since Inception
SRP Growth	-6.36	-13.54	-14.26	-4.53	3.25	-3.67
Benchmark	-4.01	-7.33	-6.70	1.82	3.05	-1.06

Note: The Fund will allocate 1% of Portfolio holdings into cash



SRP Balanced Portfolio Cash

Bid/Offer Price : US\$0.9652 / US\$0.9652 as at 30 September 2011

Net Asset Value : US\$6,964,289.97

Benchmark (US\$): 60% Barclays Capital U.S. Aggregate Bond Index + 40% S&P 500 Index



Performance	1 mth	3 mth	6 mth	1 yr	3 yr	Since Inception
SRP Balanced	-4.67	-9.76	-9.96	-3.10	4.92	-0.81
Benchmark	-2.43	-3.71	-2.53	3.05	4.86	1.66

Note: The Fund will allocate 2% of Portfolio holdings into cash



Managed by MFC Global Investment Management (Europe) Limited

-  American Growth Fund (AGF)
-  Japanese Growth Fund (JGF)
-  European Growth Fund (EGF)

Managed by Manulife Asset Management (Hong Kong) Limited

-  Asian Equity Fund (AEF)
-  Global Property Fund (GPF)

Managed by MFC Global Investment Management (U.S.) Limited

-  US Bond Fund (USDBF)
-  US Special Opportunities Fund (USHYF)

Note: W.e.f. 15 Oct 08, the underlying bond funds – US Dollar Bond Fund & US High Yield Bond Fund will be managed by MFC Global Investment Management (U.S.) Limited.

*W.e.f. 3 Nov 08, the 'U.S. Lehman Aggregate Bond Index' is known as the 'Barclays Capital U.S. Aggregate Bond Index'.

Note: This report is prepared by Manulife (Singapore) Pte Ltd and is provided for information purposes only. Performance figures for 1 mth till 1 yr show the % change, those exceeding 1 yr show the average annual compounded return. Past performance is not necessarily a guide to future performance.